

The Borivli Education Society's

MATUSHRI PUSHPABEN VINUBHAI VALIA COLLEGE OF COMMERCE

(Affiliated to University of Mumbai)

ACADEMIC AND ADMINISTRATIVE AUDIT REPORT

13th June 2022 to 30th April 2023



Expert Committee Members

Academic Audit

Name of the Person with
Designation

- 1) Dr.Suhasini Arya-Hon.Director
K.G.Mittal College
- 2) Dr.Kanchan Fulmali-Professor
M.L. Dahanukar College
- 3) Dr.Raj Soshte-Associate Professor
NSS College

Administrative Audit

Name of the Person with
Designation

- 1) Dr.Suhasini Arya-Hon.Director
K.G.Mittal College
- 2) Mrs.Vrushali Raut-Registrar
K.G.Mittal College



2
2
-
2
3

Matushri Pushpaben Vinubhai Valia College of Commerce**Academic Audit****Part-A: COLLEGE PROFILE****College at a glance****A1. Data of the Institution**

1. Name of the College Matushri Pushapaben Vinubhai Valia College of Commerce
2. Year of establishment of the college 1993
3. Name & Address of the College/Trust M.K. School Compound, Factory Lane
4. City/Town Borivali
5. State/UT Maharashtra
6. Pin Code 400092
7. Name of the Head of the institution: Prof.V.Manikandan
8. Designation : I/C Principal
9. Phone no. /Alternate phone no. : 022-28985320 10. Mobile no. 9323409000
11. Registered Email : valiacollege07@yahoo.com
12. Alternate Email : manu2698@hotmail.com
13. Name of Academic Audit Coordinator : Prof.Zubin Batliwalla
14. Mobile no. 9821111829
15. Registered Email: zubinassociates@yahoo.co.in
16. Does the institution function from its own campus? : Yes
17. Campus area and Built-up area : 14164 sq m & 3500 sq m

A2. Institutional status

1. Nature of Affiliation : Temporary
2. Date of Affiliation : Since July 1993
3. Type of Institution: Co-education
4. Location : Urban
5. Financial Status: Grants-in aid
6. Name of the IQAC Co-coordinator/Director : Prof.Zubin Batliwalla
7. Phone no. /Alternate phone no. 022-28985320 8. Mobile : 9821111829
9. IQAC e-mail address : zubinassociates@yahoo.co.in
10. Alternate Email address : valiacollege07@yahoo.com
11. College Website : www.mpvvaliacollege.in
12. **Vision of the College** : Strive and aspire to make our college premier institute for higher education, to imbibe leadership, entrepreneurship skill and mould students to be responsible citizen of the society
13. **Mission of the College** : To provide holistic development by inculcating values, lifelong learning skill, positive attitude among students and to provide an environment where students are encouraged to express their views and showcase their hidden talents.



Part-B: COLLEGE'S ACADEMIC HEALTH CARD
Programmes Offered, Admission, Institutional Growth

B1. Programmes Offered

No	Programmes / Courses	Duration in Semester / Months
1	Bachelor in Commerce	VI Semester - 36 Months
2	Bachelor of Management Studies	VI Semester - 36 Months
3	Bachelor in Commerce (Banking and Insurance)	VI Semester - 36 Months
4	Bachelor in Commerce (Accountancy and Finance)	VI Semester - 36 Months
5	Master in Commerce (Advanced Accountancy)	IV Semester - 24 Months
6	Master in Commerce (Business Management)	IV Semester - 24 Months

B2. Admission Related Information

(a) Admission Seat Position

No.	Programmes / Courses	TOTAL DIVISIONS	TOTAL SEATS
	Years	2022-2023	2022-2023
1	FYBCOM	5	600
2	SYBCOM	5	600
3	TYBCOM	5	600
4	FYBMS	1	60
5	SYBMS	1	60
6	TYBMS	1	60
7	FYBBI	1	60
8	SYBBI	1	60
9	TYBBI	1	60
10	FYBAF	1	60
11	SYBAF	1	60
12	TYBAF	1	60
13	MCOM Part I	2	120
14	MCOM Part II	2	120




(b) Admission Demand Ratio

No.	Programmes /Courses	Application Received	Demand Ratio
	Years	2022-2023	2022-2023
1	FYBCOM	410	374
2	SYBCOM	244	244
3	TYBCOM	215	215
4	FYBMS	89	60
5	SYBMS	58	58
6	TYBMS	56	56
7	FYBBI	54	28
8	SYBBI	13	13
9	TYBBI	13	13
10	FYBAF	89	51
11	SYBAF	42	42
12	TYBAF	42	42
13	MCOM Part I	54	54
14	MCOM Part II	54	54

(c) Actual Admissions

No.	Programmes /Courses	Seats Filled	Vacant Seat
	Years	2022-2023	2022-2023
1	FYBCOM	374	226
2	SYBCOM	244	356
3	TYBCOM	215	385
4	FYBMS	60	00
5	SYBMS	58	02
6	TYBMS	56	02
7	FYBBI	28	32
8	SYBBI	13	47
9	TYBBI	13	47
10	FYBAF	51	09
11	SYBAF	42	18
12	TYBAF	42	18
13	MCOM Part I (Business Management)	25	95
14	MCOM Part I (Advanced Accountancy)	29	91
15	MCOM Part II (Business Management)	26	94
16	MCOM Part II (Advanced Accountancy)	28	92




B3. Academic Growth

Level of the programme	Total Number of Programmes offered / existing during that year
	2022-2023
PhD	NIL
PG	02
UG	04
PG Diploma	NIL
Advanced Diploma	NIL
Diploma	NIL
Skill oriented Certificate Courses	NIL
Value Added Certificate Courses	01
Collaboration with Private Institute	05
	03 (YCMOU-BCA/MCA/MBA)
Study Center of other programs	
Total	15



15/2





Part-C: COLLEGE'S INFRASTRUCTURAL HEALTH CARD

Campus, Building utilization, Library, IT Infrastructure, Other Academic Infrastructure and its maintenance

CI: Campus and Building

No.	Description	
1	Plot Size in Acre	3.2 Acre
2	No. of Buildings	2 Buildings
3	Built-up in Sq. Mtr	3500 Sq. Mtr
4	Built-up in Sq. Feet	37674 Sq. Feet
5	Total No. of Floors in the building	7 Floors
6	Principal's cabin Area in Sq. feet	250 Sq. Feet
7	Vice Principal's cabin Area in Sq. feet	NIL
8	Office Area in Sq. feet	700 sq ft.
9	IQAC Room Area in Sq. feet	275 sq.ft
10	Exam Room Area in Sq. feet	200 sq.ft
11	Meeting Room / Conference Room Area in Sq. feet	300 sq.ft
12	Staff Room Area in Sq. feet	600 sq.ft
13	Gymkhana Area in Sq. feet	400 sq ft
14	Library Area in Sq. feet	1000 sq.ft
15	Boys Common Room Area in Sq. feet	400 sq ft
16	Girls Common Room Area in Sq. feet	400 sq ft
17	Canteen Area in Sq. feet	300 sq feet
18	Hall Area in Sq. feet	1000 sq feet
19	Auditorium Area in Sq. feet	3500 sq feet
20	Average Area of all Classrooms	358 sq ft
21	Total No. of Classrooms	24
22	No. of Classroom with ICT Facility	12
23	Total No. of Computer Labs	01
24	Average Area of Computer Labs	1500 Sq ft
25	NSS Room	300 Sq ft
26	DLLE Room	300 Sq ft
27	WDC Room	300 Sq ft



122

12

C2: AMCs

No.	Functional AMCs for Facilities (Give the list of Functional AMCs) (Add more rows, if required)	
1	Computer	Yes
2	Pest Control	Yes
3	Copier	Yes
4	AC	Yes

C3: Library facilities

2022-2023		
	No.	Amt.Spent
Text Books (Purchased During the year)	90	18658.00
Reference Books (Purchased During the year)	11	5933.00
Journals (Annual Subscription or New Additions)	00	00
E-Resources (CD, E-Book & E-Journal) (N-List)	01	35400.00
Database Purchased (if any)	00	00
Any other (New Paper / Magazines)	07	9581.00
Total Books (At the end of theyear)	101	24591.00

C4: IT Facilities

Desktop	116
Laptop	00
Printers	05
Total Computers in the College (At the end of theyear)	116
Total projectors in College	12
Wi-Fi Connection	02
Available Bandwidth	100 MBPS



Part-D: TEACHING FACULTY
Teaching Faculty, Faculty Enhancement, Research and Publication

D1: List of Full time Teaching Faculty

No.	Name (Add rows, if required)	Designation	Qualification	No. of Years in present College	Total teaching experience
1	Mr.V.Manikandan	Principal Incharge	MA,M.PHIL	30	30
2	Mr.Zubin Batliwalla	Asst.Professor	CA,MCOM	29	29
3	Ms.Roopaa Rege	Asst.Professor	NET,MCOM,BCOM	11	11
4	Mr.Parth Thakar	Asst.Professor	Msc(IT),Bsc(IT)	7	7
5	Ms.Sunita Yadav	Asst.Professor	M.Phil,MA	7	7
6	Ms.Chetna Kukrety	Asst.Professor	MMS,BMS	6	6
7	Ms.Prapti Vyas	Asst.Professor	Msc(CS),Bsc(CS)	5	5
8	Mr.Sandeep Rawool	Asst.Professor	CMA,CS,MBA,LLB,D CL,MCOMN,BCOM	5	5
9	Ms.Pooja Solanki	Asst.Professor	B.Ed,MCOM,BCOM	4	4
10	Ms.Sarah Peediakal	Asst.Professor	PGDM(HR),BE-ECE	4	4
11	Ms.Rajvee Dhakan	Asst.Professor	B.Ed,MCOM,BCOM	3	3
12	Dr.Tapasya Joshi	Asst.Professor	MCOM,PHD	3	3
13	Ms.Megha Yadav	Asst.Professor	MCOM	3	3
14	Ms.Priya Yadav	Asst.Professor	B.Ed,MCOM,MBA, BCOM	2	2
15	Ms.Rakhi Malankar	Asst.Professor	MBA,BCOM	2	2
16	Ms.Neelam Dixit	Asst.Professor	B.Ed,MCOM,BCOM	1	1
17	Ms.Hitali Ranawat	Asst.Professor	LLM,LLB	1	1
18	Ms.Bhakti Patel	Asst.Professor	MCOM,BCOM	1	1
19	Ms.Krishna Rana	Asst.Professor	MCOM,BBI	1	1
20	Ms.Riya Chauhan	Asst.Professor	B.Ed,MCOM,BCOM	1	1
21	Ms.Monika Sarvaiya	Asst.Professor	MCOM,BCOM	1	1
22	Ms.Sheetal Lakhani	Asst.Professor	B.Ed,MCOM,BCOM	1	1
23	Dr.Sunanda Bhat	Asst.Professor	MA,PhD	1	30
24	Ms.Bhanu Ramanathan	Asst.Professor	MCOM	1	30



122

[Handwritten signature]

[Handwritten signature]

4

D2: Sanctioned and Vacant Full time Teaching Faculty

No.	Description	2022-2023
1	Sanctioned Full time Post (Aided and Unaided)	36
2	Filled-in Full time Post (Aided and Unaided)	24
3	CHB	12

D3: Faculty Position**A. Programme wise Teaching Faculty**


	List of Programmes offered (Pl. add other Programmes in columns)				
Faculty Strength	BCOM	BMS	BBI	BAF	MCOM
Number of full time faculty	15	02	01	02	04
Confirmed	02	00	00	00	00
On probation	00	00	00	00	00
Temporary	13	02	01	02	04
Vacant posts (Full Time)	00	00	00	00	00
TOTAL	15	02	01	02	04

B. Qualification-wise Teaching Faculty

a)	Percentage of Full-Time Teaching Faculty with PhD to total Full Time Teaching Faculty	02
b)	Percentage of Qualified Full Time Teaching Faculty to total Full Time Teaching Faculty (with or without University approval)	22

C. Retention of Teaching Faculty

a)	Average age of Full Time teaching faculty	29.25 %
b)	Average No. of years spent by Full Time Teaching Faculty in same institution	5.41 %
c)	In all average teaching experience of all full time teachers	5.59 %



18/8/23

D4: No. of Seminars, Conferences/workshops attended

No.	Programmes	Total
1	FIP	NIL
2	Orientation	NIL
3	Refresher	01
4	Short term courses	NIL
5	Seminars	03
6	Conferences	NIL
7	Workshops	NIL
8	Others	NIL

D5: No. of Seminars, Conferences/workshops Organized

No.	Description	2022-2023 I/N/S/D
1.	Seminars	08
2.	Conferences	NIL
3.	Workshops	NIL
4.	Other Events (Purely Academic)	NIL

I- International, N-National, S-State, D-District (Write in the same sequence. E.g. 0/3/3/1)

**D6: Number of major and minor research projects taken
(sanctioned and completed with names of funding agencies) in the last 4 years**

No.	Description		2022-23
1	Number of Major Projects and value (Govt. and Management Sponsored)	Sanctioned(Ongoing)	NIL
		Completed	NIL
		Funding Agency	NIL
2	Number of Minor Projects and value (Govt. and Management Sponsored)	Sanctioned(Ongoing)	NIL
		Completed	NIL
		Funding Agency	NIL

D7: No. of Publications

No.	Description	2022-2023
1.	Books	NIL
2.	Journal Articles	NIL
3.	Papers in Conference Proceeding	01
4.	Articles/cases in Magazine	NIL
5.	Articles in college Magazine	NIL
6.	Articles in Newspapers	NIL
7.	Any other	NIL



Part-E: TEACHING LEARNING PROCESS**Teaching-Learning, ICT and other Pedagogy, Evaluation and Academic Results****E1: Academic Calendar and Teaching-Learning Activities**

No.	Description	Status	
1	Whether Academic Calendar prepared during the year? (Yes / No)	Yes	
2	Provide the web link of Academic Calendar for current Year.	Yes	
3	Percentages of Academic Calendar's attainment	Year	Percentages of its attainment
		2022-2023	95
4	Teaching Plan prepared during the year. (Yes / No)	Yes	
5	Syllabus coverage was monitored throughout the year (Yes / No)	Yes	
6	Academic Activities, Teaching Plan, other activities, Exam Schedule etc. were well synchronized in Academic Calendar (Yes / No)	Yes	
7	Remedial Lectures were conducted (Yes / No)	Yes	
8	Average percentage of Attendance of the students	78 %	



152

[Handwritten signature]

[Handwritten signature]

[Handwritten signature]

E2: PO, PSO, CO

No.	Description	Yes / No	Methods used to convey Po, PSO, CO etc.
1	Teachers are aware about PO of the faculty / Department they are associated with	Yes	Meeting
2	Teachers are aware about PSO of the faculty / Department they are associated with	Yes	Meeting
3	Teachers are aware about CO of the Course they are associated with	Yes	Meeting
4	Teachers are aware about Learning Objectives	Yes	Meeting
5	Teachers are aware about Bloom's Taxonomy	Yes	Meeting
6	Students are aware about PO of the faculty / Department they are associated with	Yes	Orientation
7	Students are aware about PSO of the faculty / Department they are associated with	Yes	Orientation
8	Students are aware about CO of the Course they are associated with	Yes	Orientation
9	Students are aware about Learning Objectives of each course they are studying	Yes	Orientation
10	Students are aware about Bloom's Taxonomy	No	NIL

E3: ICT in Teaching

No.	Teachers using ICT	No. and % to total
1	Average No. of Teachers using ICT in teaching (Aided)	No. 02 and 100 % to total Aided Staff
2	Average No. of Teachers using ICT in teaching (Unaided)	No. 22 and 100.% to total Unaided Staff

E4: Use of Library

1	Average No. of Students visiting Library per day	46.00 %
2	Average No. of Teachers visiting Library per day	70.00 %



E5: Results

Academic Year 2022-2023				
Sr.No	Program Code	Program Name	Number of Students appeared in the final year examination	Number of students passed in final year examination
1	2C00146	B.Com(with credits-Regular-Rev16-T.Y.B.com-Sem VI	216	106
2	2M00156	B.M.S(with credits-Regular-Rev16-T.Y.B.M.S-Sem VI	56	29
3	2C00346	B.Com(B & I)(with credits-Regular-Rev16-T.Y.B.com(B & I)-Sem VI	13	06
4	2C00456	B.Com(A & F)(with credits-Regular-Rev16-T.Y.B.com(A & F)-Sem VI	42	27
5.	C00534	M.Com(SEM-IV)(Choice Base Credit Grading System)(Business Management)	27	19
6.	C00534	M.Com(SEM-IV)(Choice Base Credit Grading System)(Advanced Accounting)	28	19
Total			382	206



182

Part-F: INNOVATIVE AND BEST ACADEMIC PRACTICES
Teachers-Students Exchange, MoUs, Innovative Pedagogy etc.

F1: Teachers-Students Exchange and MoUs

No.	Teachers-Students Exchange and MoUs	Yes / No
1	Students' Exchange	NO
2	Teachers' Exchange	NO
3	MoUs for Exchange	YES
4	Functional MoUs for any other purpose (Specify)	YES

F2: Innovative Pedagogy

No.	Innovative Pedagogy used	Yes / No
1	Field Visit	NO
2	Industrial Visit	YES
3	Hands-on Training	YES
4	Surveys	YES(Black Book)
5	Internships	NO
6	Summer / Winter/ Vacation Jobs	NO
7	Case Studies	NO
8	Other (Specify)	NO



[Handwritten signature]

[Handwritten signature]

[Handwritten signature]

F3: Innovative or Best Academic Practices

No.	Innovative or Best practices	Write-up in about 250 words each (Include Objectives, Description and Outcomes of the Practice)
1	Practice No. 1	<p>Title of the Practice : "EMPOWERING YOUTH WITH SKILL - A STEP TOWARDS BUILDING MORE INCLUSIVE AND EQUITABLE WORLD"</p> <ul style="list-style-type: none"> The Institute signed an MoU with ICT to provide training on Retail Team Leader and TNS on soft skill and employability training to economically weaker section of the society <p>Objective :</p> <ul style="list-style-type: none"> Enhance job readiness Build self-esteem Offer certificate program Offer Job opportunities <p>Context :</p> <ul style="list-style-type: none"> Impactful initiative aimed at addressing economic disparities and empowering individuals facing financial challenges. <p>The Practice :</p> <ul style="list-style-type: none"> Skill development Mentorship and Guidance with experienced professionals Community Engagement <p>Evidence of Success :</p> <ul style="list-style-type: none"> Completion of training and successful placements in reputable companies <p>Problem Encountered :</p> <ul style="list-style-type: none"> Adapting to diverse student needs and aligning job opportunities.
2	Practice No. 2	<p>Title of the Practice : " Engagement in Philanthropy for social outreach to the underprivileged "</p> <ul style="list-style-type: none"> Students aim to create positive impact, develop human value and community engagement through philanthropic activity of visit to destitute home visits <p>Objective :</p> <ul style="list-style-type: none"> Create Understanding and Empathy Humanitarian Engagement Community Building <p>Context :</p> <ul style="list-style-type: none"> Students practice philanthropy, aiding destitute, fostering compassion, and building an inclusive society through transformative activities. <p>The Practice :</p> <ul style="list-style-type: none"> Support financially, emotionally , and foster community connections for the underprivileged. Holistic approach <p>Evidence of Success :</p> <ul style="list-style-type: none"> Student engagement in this activity brings joy of giving to them and reflecting bliss on beneficiaries' faces <p>Problem Encountered :</p> <ul style="list-style-type: none"> Financial constraints, coordination challenges, and to uplift student motivation



Handwritten signatures and initials in blue ink.

Part-G: TEACHING LEARNING PROCESS
Evaluation, Academic Results, Students Progression and Alumni Association

G1: Progression to Higher Studies or other Opportunities

No.	Description	2022-2023
1	UG to PG	23
2	UG to Diploma	NIL
3	UG to Internship	NIL
4	UG to other UG	NIL
5	Attempt for Competitive Exam	NIL
6	Other (Specify)	NIL

G2: Scholarships/ Free ships

No.	Description	2022-2023
1	Government Scholarship / Free ships	11
2	Management Scholarship / Free ships	NIL
3	Private Scholarship /Free ships	11

G3: Provision of Progression Facilities

No.	Description	2022-23
1	Career Counselling	05
2	Guidance for Competitive Exam	NIL
3	Guidance for Soft Skill Development	NIL
4	Remedial teaching	NIL
5	Language lab	NIL
6	Bridge Course	NIL
7	Vocational Training	NIL



[Handwritten signature]

[Handwritten signature]

182

G4: Placements (number of students placed after PG) - 51 Students

No.	Description	2022-23
1	Highest Salary	NIL
2	Lowest Salary	NIL
3	Average Salary	1.5 to 2.0 Lakhs
4	International Placements	NIL
5	National placements	NIL
6	Names of companies visited your campus	Primal Finance, Mortal Alankit, HDB, Andromeda, Kotak

G5: Alumni Association

No.	Description	
1	Alumni Registration No. Date of Registration	NIL
2	Total No. of Life Members (As on 30th Sept. 2020)	NIL
3	Total No. of Annual Members (As on 30th Sept. 2020)	NIL
4	Frequency of Alumni Meeting (In a year)	NIL
5	Whether Agenda and Minutes of Alumni Meeting is Maintained. (Yes / No)	NIL
6	Can Alumni Portal be accessed through College Website? (Yes / No)	NIL
7	Notable Alumnus and their Present Positions / Designation	NIL
8	Alumni involvement in the college development (Very Brief write-up)	NIL
9	Alumni involvement in the college activities (Very Brief write-up in 200 words)	NIL
10	Any other relevant information related to Alumni	NIL



Part-H: CURRICULAR AND CO-CURRICULAR ACTIVITIES

NCC, NSS, DLE, Study Circles, Clubs etc.

H1: Major Curricular and Co-curricular activities including soft skills

No.	Activity details (add rows, if required)	No. of Activities per year* (*Details will be verified during the visit)
1	NCC	2022-2023 NIL
2	NSS	18
3	DLE	10
4	Subject Related Study Circle	NIL
5	Clubs	NIL
6	Soft Skills	02
7	Other	NIL

H2: Brief write-up on Curricular and Co-curricular activities including soft skills

No.	Activity (add rows, if required)	Write a brief on following activities and their contribution / activities related to Curricular and Co-curricular inputs (in 200 words each) NIL
1	NCC	<p>Our college is having NSS programme for more than last five years. The college has opted for NSS programme as this grooms the students to adopt to social changes, mingle & interact with other students from different caste and state. They are also groomed to stay independently and become responsible. We have around 200 students registered under this programme. As per the NSS programme, every year we take 50 to 70 students for NSS camp of 7 days to remote areas. At this place 3 to 4 students share a room. Different groups are made in rotation for all 7 days. The first and foremost thing taught to them in these 7 days is to stay away from mobile and social media as well self-discipline. They are allowed to use their mobile only once in a day to call their parents. Secondly they have a routine of wakeup call at 5.30 am starting with warmup and yoga sessions conducted by our visiting professors and off to sleep by 10.30 pm. Thirdly they are taken to the nearby village to help villagers in keeping their village clean under the Swachh Bharat Abhyaan. Every visiting professor from our college in turn or some guest professor teaches them new moral values, personality grooming, civic sense, moral responsibilities, organ donation, social stigma like dowry etc.</p>
2	NSS	



3	DLLE	<p>This programme has been started in our college for last 3 years. The thought process behind this programme is the contribution of students towards women's awareness and their upliftment. The programme starts with an orientation programme by a Field co-ordinator visiting our college once a year. Under this programme students have to do field work and collect data regarding women awareness, women education, women's upliftment etc. every year. Few students get a chance to be part of UDAAN FESTIVAL an intercollege competition of Street - Play with reference to the motto of the programme. Under this programme the following was conducted :</p> <p>Azadi Ka Amrit Mahostav , Poster Making - Gender Sensitization, World Human Rights Days, Read -A-Thon World Cancer Day, Cyber Crime and General Crime Awareness</p>
4	Subject Related Study Circle	NIL
5	Clubs	NIL
6	Soft Skills	NIL
7	Other	NIL



[Handwritten signature]

[Handwritten signature]

[Handwritten signature]

ADMINISTRATIVE AUDIT

SR NO

INSTITUTIONAL DATA

- | | | |
|-----|--|--|
| 1 | Name of the College
Address & Tel. No | MATUSHRI PUSHPABEN VINUBHAI VLIA COLLEGE OF COMMERCE
M.K. HIGH SCHOOL COMPOUND , FACTORY LANE BORIVLI WEST
MUMBAI 92
TEL No: 022 28985320 |
| 2 | Name of the Principal | PROF. V. MANIKANDAN IYER |
| 3 | Name of the Office Suprintentdent | MRS. SANJYOT S.PAWAR |
| 4 | Year of Establishment
University of Mumbai
letter No. & Date

Government of Maharashtra
Letter No. & Date | 1993
YES
Aff/Recog./3655 of 1993 dated 13/7/1993

एनजीसी ३४९३/५७४३/विशि -२
२१ जून, १९९३ |
| 5 | UGC Recognition
Letter No. & Date | NIL |
| 6 | Accreditation/Re-Accreditation by
NAAC | NAAC Accredited with "B" Grade |
| 7 | Date of Visit | 10/11/2022 to 11/11/2022 |
| 8 | Name of the Peer Team Members | |
| i | Dr.A M Rawani
Director
National Institute of Technology | |
| ii | Dr.Mukesh Ranga
Director
Institue of Business Mangement | |
| iii | Dr.Jatinder Karu Sidhu
Principal
Guru Gobind Singh College of Women | |



[Handwritten signature]

[Handwritten signature]

[Handwritten signature]

[Handwritten signature]

9 Number of full time Teachers (Including Principal & Librarian)

B.Com. Aided		
Permanent	M - 02	F - 00
Temporary(Contract)	M- 00	F - 00

10 Number of full time Teachers (Including Principal & Librarian)

B.Com .Unaided		
Permanent	M-00	F -00
Temporary (Contract)	M -01	F - 12

Self finance Course (Aided)		
Permanent	M - 00	F - 00
Temporary(Contract)	M- 00	F - 00

Self finance Course (Unaided)		
Permanent	M-00	F -00
Temporary (Contract)	M -01	F - 04

M.Com		
Full-Time	M--00	F --04

11 Number of CHB teachers

B.com		
(Visiting Teachers)	M-0	F -00

BMS,BAF & BBI		
---------------	--	--

Self Finance Courses		
(Visiting Teachers)	M--04	F --16

12 Name of the Courses Aided Division & Enrollment

B.Com Aided		
Year	Division	Total Student
F.Y.	1	120
S.Y.	1	113
T.Y.	1	103
Total	3	336

13 Name of the Courses _unaided Division & Enrollment

B.Com unaided		
Year	Division	Total Student
F.Y.	4	254
S.Y.	4	130
T.Y.	4	112
Total	12	496



14

Self Finance Courses

BAF

Year	Division	Total Student
F.Y.	1	52
S.Y.	1	42
T.Y.	1	42
Total		136

BBI

Year	Division	Total Student
F.Y.	1	28
S.Y.	1	13
T.Y.	1	13
Total		54

BMS

Year	Division	Total Student
F.Y.	1	60
S.Y.	1	58
T.Y.	1	56
Total		174

Name of the Courses _
unaided

15

Division & Enrollment MCOM

Year	Division	Total Student
F.Y.	2	54
S.Y.	2	54
Total	4	108

16

Research Centre
Enrollment

PhD(Commerce)		NO RESEARCH CENTRE
M - 0	F - 0	T 0

17

Number of Non-
Teaching staff

Aided		
M- 6	F -2	T - 8
Unaided		
M -12	F- 1	T- 13
Full-Time		
Registrar -0		OS -1

18

Non-Teaching staff

19	Self finance Courses	(Staffing Pattern)	Head Clerk		Sr.Clerk - 1
		JR CLERK - 3		Peons 13	
		Asst.Librarian-0		Lib Clerk - 0	
		Lib Attendant-3		Jr. Steno - 0	
		Chief Admn Officer- 0			
		Lab Attendent-			
		Clerks	2	Peon	
		Lib Attendant-2			





No.	Observation On Key Aspects	Status
1	General Administration	Yes
2	Extension & Continuation Of Affiliation	Yes, continuation of affiliation
3	Selection , Advertisemrnts & Interview Procedures	Aided staff approval done, Unaided staff approval yet to done
4	Teaching Staff Approvals	Na
5	Teaching Staff Cas Promotions	Aided staff done Unaided staff approval yet to done
6	Non -Teaching Staff Appointment & Promotion	Yes
7	Statcal Information University Of Mumbai Mis(Dhe,Pune)Aishe(Ugc)	Yes
8	Service Books & Leave Records (Teaching & Non -Teaching Staff)	As per university & govt. Norms
9	Admission Procedures	Done
10	Enrollment E-Suvidha,Eligibility & Migration	As per university norms



11	Examinations (F.Y.S.Y. & T.Y)	Yes
12	Transcripts Recommendations & Bonafide Certificates	Yes
13	Government Scholarships & Free Ships	Yes , Jain Minority-11 , Free Ship-00
14	Inward & Outward Registers	Yes,Maintained
15	General Registrar	Yes,Maintained
16	Dead Stock Registers	Yes ,maintained
17	Record Of Minutes Of Local Managing Committee, Purchase	Yes
	Committee And Quality Assurance Cell Etc.	Yes
18	Record Of Computers, Printers, Lap Tops, Scanner , Projectors & License Softwarre	Yes
19	Accounts & Finance Section Cashbook, Ledger, Salary registrars, Salary Bills, Vouchers,Receipt Books, Fees Registers Etc.	Yes
20	College Budgets & Audited Balance Sheet	Yes
21	Grant In Aid Records Jt.Director	Yes
22	Grant In Aid Ugc (Five Year Plan)	NA
23	Annual Maintenance Contract Pest Control Air Connditions Water Coolers Cc Tv Fire Extinguishers Computers	Avaliable Avaliable Avaliable Avaliable Avaliable Avaliable
24	Non-Teaching Staff Welfare	Providing loan without interest



- 25 General Sugestions NIL
- 26 At The Time Of Naac Peer Team Visit Naac accreditation with 'B' grade

<u>Academic Audit</u>			<u>Administrative Audit</u>		
<u>Name of Members</u>	<u>Designation</u>	<u>Signature</u>	<u>Name of Members</u>	<u>Designation</u>	<u>Signature</u>
Dr.Suhasini Arya Hon.Director K.G.Mittal College	Chairperson		Dr.Suhasini Arya Hon.Director K.G.Mittal College	Chairperson	
Dr.Kanchan Fulmali Professor M.L. Dahanukar College	Members		Mrs.Vrushali Raut Registrar K.G.Mittal College	Members	
Dr.Raj Soshte Associate Professor NSS College	Members	